

## Solid-state relay module - PLC-OPT- 72DC/110DC/3RW - 2900394

Please be informed that the data shown in this PDF Document is generated from our Online Catalog. Please find the complete data in the user's documentation. Our General Terms of Use for Downloads are valid (<http://phoenixcontact.com/download>)



PLC-INTERFACE for railway applications, consisting of basic terminal block with push-in connection and integrated miniature solid-state relay, range:  $0.7 \times U_N$  to  $1.25 \times U_N$ , temperature range:  $-25^\circ\text{C}$  to  $+70^\circ\text{C}$ , 1 N/O contact, input: 72 V DC, output: 12 - 140 V DC/3 A

The figure shows a version with a screw connection

### Product Features

- ✓ Shock resistance according to DIN 50155 (requirements according to EN 61373)
- ✓ Input voltage range of  $0.7 - 1.25 \times U_N$
- ✓ Temperature range of  $-25^\circ\text{C}$  to  $+70^\circ\text{C}$



### Key commercial data

Packing unit	1 pc
Weight per Piece (excluding packing)	31.89 GRM
Custom tariff number	85364900
Country of origin	Germany

### Technical data

#### Note

Utilization restriction	EMC: class A product, see manufacturer's declaration in the download area
-------------------------	---

#### Dimensions

Width	6.2 mm
Height	80 mm
Depth	86 mm

#### Ambient conditions

Ambient temperature (operation)	$-25^\circ\text{C} \dots 70^\circ\text{C}$
---------------------------------	--

# Solid-state relay module - PLC-OPT- 72DC/110DC/3RW - 2900394

## Technical data

### Ambient conditions

Ambient temperature (storage/transport)	-40 °C ... 85 °C
Degree of protection	IP20

### Input data

Nominal input voltage $U_N$	72 V DC
Input voltage range in reference to $U_N$	0.7 ... 1.25 ( $t < 1 \text{ s} = 0.6 \dots 1.4 \times U_N$ )
Switching threshold "0" signal in reference to $U_N$	< 0.3
Switching threshold "1" signal in reference to $U_N$	> 0.6
Typical input current at $U_N$	5.5 mA
Typical response time	40 $\mu\text{s}$
Typical turn-off time	200 $\mu\text{s}$
Operating voltage display	Yellow LED
Type of protection	Protection against polarity reversal
	Surge protection
Protective circuit/component	Series polarity protection diode
Surge voltage protection	> 150 V
Transmission frequency	300 Hz

### Output data

Output nominal voltage	110 V DC
Output voltage range	12 V DC ... 140 V DC ( $t < 1 \text{ s} = 1.40 \times U_N$ )
Limiting continuous current	3 A (see derating curve)
Surge voltage protection	> 150 V
Voltage drop at max. limiting continuous current	< 150 mV
Output circuit	2-wire, floating
Type of protection	Protection against polarity reversal
	Surge protection
Protective circuit/component	Parallel polarity protection diode

### Connection data

Connection method	Push-in connection
Stripping length	8 mm
Conductor cross section solid min.	0.14 mm <sup>2</sup>
Conductor cross section solid max.	2.5 mm <sup>2</sup>
Conductor cross section stranded min.	0.14 mm <sup>2</sup>
Conductor cross section stranded max.	2.5 mm <sup>2</sup>
Conductor cross section AWG/kcmil min.	26
Conductor cross section AWG/kcmil max	14

## Solid-state relay module - PLC-OPT- 72DC/110DC/3RW - 2900394

### Technical data

#### General

Test voltage input/output	2.5 kV <sub>rms</sub>
Mounting position	any
Assembly instructions	In rows with zero spacing
Operating mode	100% operating factor
Inflammability class according to UL 94	V0
Designation	Air and creepage distances between the power circuits
Standards/regulations	IEC 60664
	EN 50178
	IEC 62103
Rated surge voltage / insulation	4 kV / basic insulation
Rated insulation voltage	160 V DC
Pollution degree	2
Surge voltage category	III

### Classifications

#### eCl@ss

eCl@ss 4.0	27371102
eCl@ss 4.1	27371102
eCl@ss 5.0	27371001
eCl@ss 5.1	27371001
eCl@ss 6.0	27371001
eCl@ss 7.0	27371001
eCl@ss 8.0	27371001

#### ETIM

ETIM 3.0	EC001504
ETIM 4.0	EC000196
ETIM 5.0	EC000196

#### UNSPSC

UNSPSC 6.01	30211916
UNSPSC 7.0901	39121542
UNSPSC 11	39121542
UNSPSC 12.01	39121542
UNSPSC 13.2	39121542

# Solid-state relay module - PLC-OPT- 72DC/110DC/3RW - 2900394

## Approvals

### Approvals

---

#### Approvals

UL Listed / cUL Listed / UL Recognized / cUL Recognized / cULus Recognized / cULus Listed

---

#### Ex Approvals

---

#### Approvals submitted


---


### Approval details

UL Listed 

cUL Listed 

UL Recognized 

cUL Recognized 

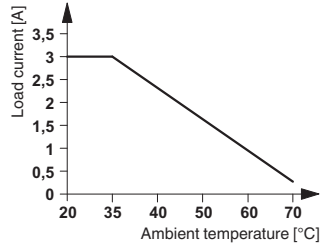
cULus Recognized 

cULus Listed 

## Drawings

## Solid-state relay module - PLC-OPT- 72DC/110DC/3RW - 2900394

Diagram



Circuit diagram

