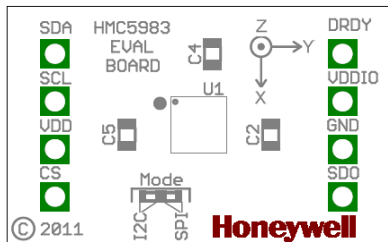



HMC5983 Evaluation Board

Honeywell

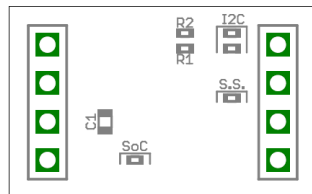
The **HMC5983 evaluation board** for the Compass IC contains the HMC5983 atop a 0.8" by 0.5" plug-board with wide-DIP pins for solder less breadboard compatibility. The evaluation board is configured for dual supply I2C operation and has the capacitors and I²C pull-up resistors required. Device can be configured to Single Supply and SPI modes by changing jumpers on the board.



Top Side

Notes:

1. The recommended supply voltage is 2.16V ~3.6V for VDD and 1.71V~VDD for VDDIO.
2. For single supply mode, place a jumper across S.S. on bottom side of the board.
3. For SPI mode, switch Mode jumper to SPI. Remove jumpers across I2C on bottom side.



For questions about this evaluation board, please contact our applications support at 800-323-8295, option 2, option 1 or by email at ps.customer.support@honeywell.com

Honeywell
12001 Highway 55
Plymouth, MN 55441
Tel: 800-323-8295 / 763-954-2474
www.magneticsensors.com

Form #900428
September 2011
©2011 Honeywell International Inc.