

Lightning/surge arrester type 1/2 - VAL-MS-T1/T2 335/12.5/3+0 - 2800189

Please be informed that the data shown in this PDF Document is generated from our Online Catalog. Please find the complete data in the user's documentation. Our General Terms of Use for Downloads are valid (<http://phoenixcontact.com/download>)




Universal varistor-based plug-in lightning/surge arrester for 3-phase power supply networks with common N and PE (4-conductor system: L1, L2, L3, PEN).

Why buy this product

- Plugs can be checked with CHECKMASTER
- Secure hold of plugs in the event of high lightning current loads and strong vibrations thanks to new latching
- Thermal disconnect device for each individual plug
- Pluggable
- Thermal disconnect device for each individual plug
- Mechanical coding of all slots



Key Commercial Data

Packing unit	1 STK
GTIN	 4 046356 518604
GTIN	4046356518604

Technical data

Dimensions

Height	90 mm
Width	53.4 mm
Depth	77.5 mm
Horizontal pitch	3 Div.

Ambient conditions

Degree of protection	IP20 (only when all terminal points are used)
Ambient temperature (operation)	-40 °C ... 80 °C
Ambient temperature (storage/transport)	-40 °C ... 80 °C

Lightning/surge arrester type 1/2 - VAL-MS-T1/T2 335/12.5/3+0 - 2800189

Technical data

Ambient conditions

Altitude	≤ 2000 m (amsl (above mean sea level))
Permissible humidity (operation)	5 % ... 95 %
Shock (operation)	30g (half sinus / 11 ms / 3x ±X, ±Y, ±Z)
Vibration (operation)	7.5g (10 ... 500 Hz / 2.5 h / X, Y, Z)

General

IEC test classification	I / II
	T1 / T2
	T1
EN type	T1 / T2
	T1
IEC power supply system	TN-C
Mode of protection	L-PEN
Mounting type	DIN rail: 35 mm
Color	jet black RAL 9005
Housing material	PA 6.6
	PBT
Degree of pollution	2
Flammability rating according to UL 94	V-0
Design	DIN rail module, two-section, divisible
Surge protection fault message	optical

Protective circuit

Nominal voltage U_N	240/415 V AC (TN-C)
Nominal frequency f_N	50 Hz (60 Hz)
Maximum continuous voltage U_C	335 V AC
Rated load current I_L	80 A
Residual current I_{PE}	≤ 2400 μA
Standby power consumption P_C	≤ 810 mVA
Nominal discharge current I_n (8/20) μs	12.5 kA
Maximum discharge current I_{max} (8/20) μs	50 kA
Impulse discharge current (10/350) μs, charge	6.25 As
Impulse discharge current (10/350) μs, specific energy	39 kJ/Ω
Impulse discharge current (10/350) μs, peak value I_{imp}	12.5 kA
Total discharge current I_{total} (8/20) μs	150 kA
Total discharge current I_{total} (10/350) μs	37.5 kA
Short-circuit current rating I_{SCCR}	25 kA
Voltage protection level U_p	≤ 1.2 kV
	≤ 1.6 kV (30 kA - 8/20 μs)
Residual voltage U_{res}	≤ 1.2 kV (at I_n)

Lightning/surge arrester type 1/2 - VAL-MS-T1/T2 335/12.5/3+0 - 2800189

Technical data

Protective circuit

	≤ 1.1 kV (at 10 kA)
	≤ 1 kV (at 5 kA)
	≤ 0.9 kV (at 3 kA)
TOV behavior at U _T	415 V AC (5 s / withstand mode)
	457 V AC (120 min / safe failure mode)
Response time t _A	≤ 25 ns
Max. backup fuse with branch wiring	160 A (gG)
Max. backup fuse with V-type through wiring	80 A (gG - 16 mm ²)

Connection data

Connection method	Screw connection
Screw thread	M5
Tightening torque	4.5 Nm
Stripping length	16 mm
Conductor cross section flexible	1.5 mm ² ... 25 mm ²
Conductor cross section solid	1.5 mm ² ... 35 mm ²
Conductor cross section AWG	15 ... 2

UL specifications

SPD Type	4CA
Maximum continuous operating voltage MCOV (L-L)	335 V AC
Maximum continuous operating voltage MCOV (L-G)	335 V AC
Nom. voltage	240 V AC
Mode of protection	L-L
	L-G
Power distribution system	3D
Nominal frequency	50/60 Hz
Measured limiting voltage MLV (L-L)	3570 V
Measured limiting voltage MLV (L-G)	2630 V
Nominal discharge current I _n (L-L)	20 kA
Nominal discharge current I _n (L-G)	20 kA

UL connection data

Conductor cross section AWG	10 ... 2
Tightening torque	30 lb _F -in.

Standards and Regulations

Standards/regulations	IEC 61643-11 2011
	EN 61643-11 2012

Environmental Product Compliance

China RoHS	Environmentally friendly use period: unlimited = EFUP-e
------------	---

Lightning/surge arrester type 1/2 - VAL-MS-T1/T2 335/12.5/3+0 - 2800189

Technical data

Environmental Product Compliance

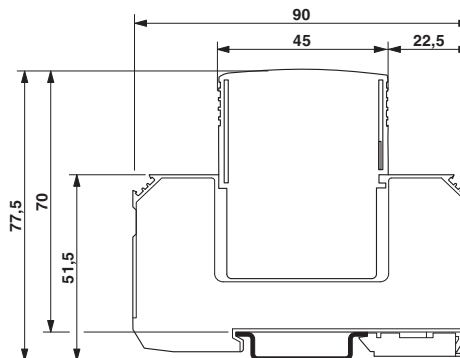
	No hazardous substances above threshold values
--	--

Drawings

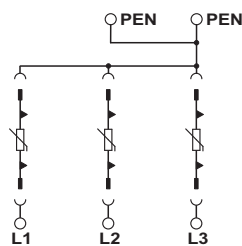
Product drawing



Dimensional drawing



Circuit diagram



Approvals

Approvals

Approvals

KEMA-KEUR / ÖVE / CCA / IEC CB Scheme / UL Recognized / cUL Recognized / EAC / EAC / DNV GL / cULus Recognized

Ex Approvals

Approval details

Lightning/surge arrester type 1/2 - VAL-MS-T1/T2 335/12.5/3+0 - 2800189

Approvals

KEMA-KEUR		http://www.dekra-certification.com	2162496-01
ÖVE		https://www.ove.at/en/certification-pz/certification-register/	18583-009-05
CCA			NTR-AT 1906
IECEE CB Scheme		http://www.iecee.org/	AT 2584
UL Recognized		http://database.ul.com/cgi-bin/XYV/template/LISEXT/1FRAME/index.htm	FILE E 330181
cUL Recognized		http://database.ul.com/cgi-bin/XYV/template/LISEXT/1FRAME/index.htm	FILE E 330181
EAC			RU C- DE.A*30.B01561
EAC			EAC-Zulassung
DNV GL		http://exchange.dnv.com/tari/	TAE00001N9
cULus Recognized		http://database.ul.com/cgi-bin/XYV/template/LISEXT/1FRAME/index.htm	

Phoenix Contact 2017 © - all rights reserved
<http://www.phoenixcontact.com>

PHOENIX CONTACT GmbH & Co. KG
Flachmarktstr. 8
32825 Blomberg
Germany
Tel. +49 5235 300
Fax +49 5235 3 41200
<http://www.phoenixcontact.com>