

## Device connector, front mounting - ST-7EP1N8AAC00S - 1607743

Please be informed that the data shown in this PDF Document is generated from our Online Catalog. Please find the complete data in the user's documentation. Our General Terms of Use for Downloads are valid (<http://download.phoenixcontact.com>)



Device connector, front mounting, angled rotatable, SPEEDCON locking, M17, Number of positions: 7+PE, Type of contact: Male connector, Crimp connection, Axial O-ring, 4xØ2,7, Shielded: Yes, Flange dimensions: 25 mm x 25 mm

The figure shows the 4-pos. (3+PE) product version



### Key commercial data

Packing unit	1 PCE
Weight per Piece (excluding packing)	165.1 GRM
Custom tariff number	85366990
Country of origin	Germany

### Technical data

#### General

Note	Order information Order crimp contacts Ø 1 mm separately
Type of locking	SPEEDCON locking
Direction of rotation of contact chamber numbering	Standard
Coding	N
Contact connection method	Crimp connection
Type of contacts	Male connector
Number of positions	8
Contact diameter of power contacts	1 mm
Nominal current per power contact at 25°C	14 A
Contact diameter of signal contacts	1 mm
Nominal current per signal contact at 25°C	14 A
Mounting type	4xØ2,7

#### Ambient conditions

Ambient temperature	-20 °C ... 125 °C
---------------------	-------------------

## Device connector, front mounting - ST-7EP1N8AAC00S - 1607743

### Technical data

#### Ambient conditions

Degree of protection	IP67
----------------------	------

#### Material

Housing material	Turned parts: copper zinc alloy (CuZn), die-cast parts: zinc (GD-Zn)
Insulator material	PA 66
Gasket and O-ring material	FPM

#### Specifications according to DIN EN 61984:2001

Installation height max.	3000 m
Nominal / operating voltage of power contacts	630 V
Rated surge voltage of power contacts	6 kV
Surge voltage category of power contacts	III
Pollution degree of power contacts	3

### Classifications

#### eCl@ss

eCl@ss 4.0	272607xx
eCl@ss 4.1	27260701
eCl@ss 5.0	27260701
eCl@ss 5.1	27260701
eCl@ss 6.0	27260708
eCl@ss 7.0	27440312
eCl@ss 8.0	27440312

#### ETIM

ETIM 3.0	EC001121
ETIM 4.0	EC001121
ETIM 5.0	EC002635

#### UNSPSC

UNSPSC 6.01	43172015
UNSPSC 7.0901	43201404
UNSPSC 11	43172015
UNSPSC 12.01	43201404
UNSPSC 13.2	43201404

### Approvals

#### Approvals

# Device connector, front mounting - ST-7EP1N8AAC00S - 1607743

## Approvals

Approvals

GOST

Ex Approvals

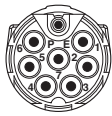
Approvals submitted

Approval details

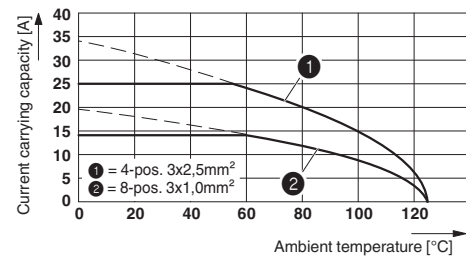


## Drawings

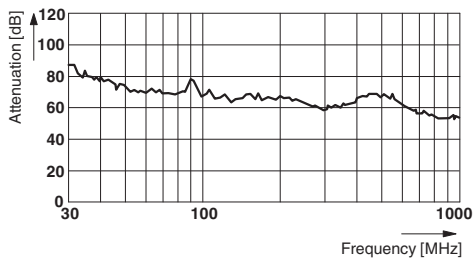
Schematic diagram



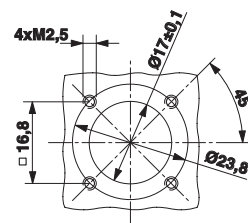
Diagram



Diagram



Dimensioned drawing



## Device connector, front mounting - ST-7EP1N8AAC00S - 1607743

Dimensioned drawing

