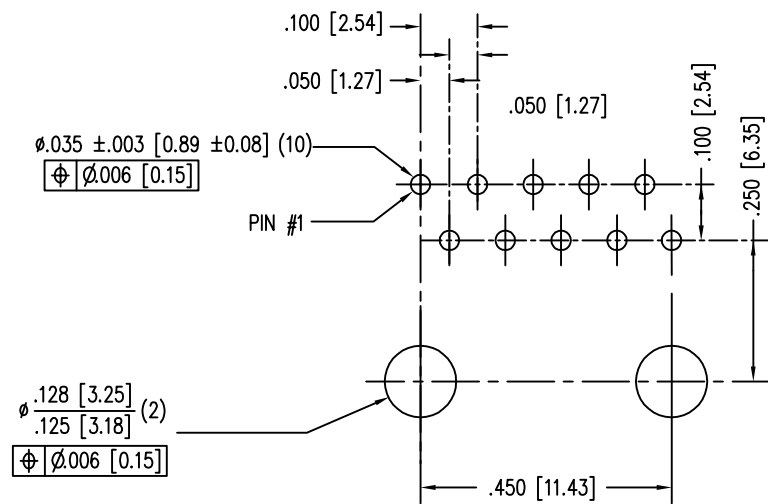
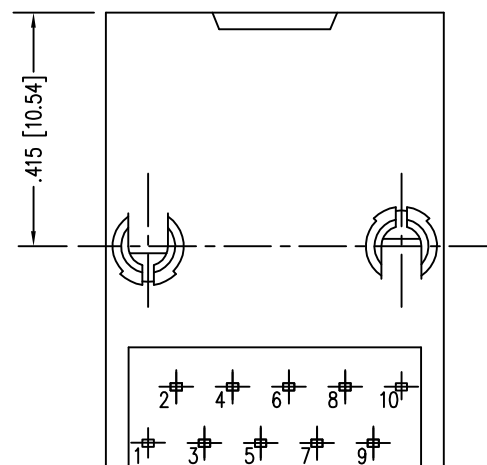
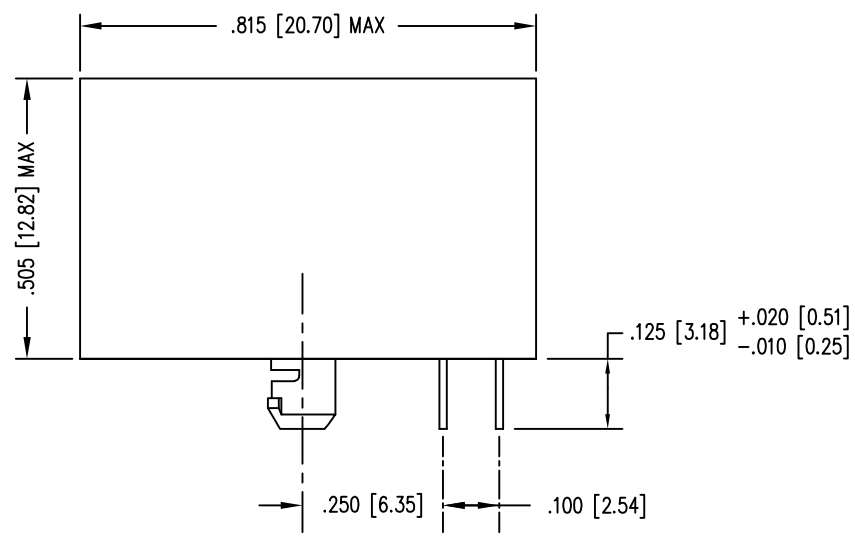
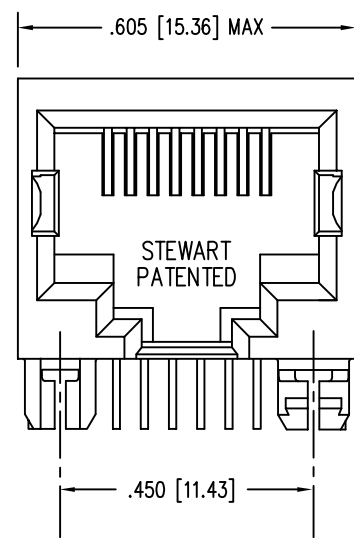


DATE	REV	ECN	APP'D. BY
1-13-15	B4	10191	TRM
3-9-16	B5	10597	TRM



P.C.B. RECOMMENDED HOLE LAYOUT  
SEEN FROM COMPONENT SIDE  
ALL CENTERLINE DIMENSIONS ARE BASIC.

- NOTES:
- CONNECTOR MATERIALS:  
HOUSING: THERMOPLASTIC UL94 V-0  
CONTACTS: COPPER ALLOY  
CONTACT PLATING: SELECTIVE GOLD IN CONTACT AREA  
SEE CHART FOR PART NUMBER
  - DIMENSIONS AND TOLERANCES COMPLY WITH TIA-1096 STANDARD.
  - FOR PRODUCT SPECIFICATIONS SEE PR022-01

30 MICRO-INCHES [0.76um]	SS64100-026F
CONTACT PLATING IN MATING AREA	PART NUMBER

THIRD ANGLE PROJECTION 	 1118 Susquehanna Trail South Glen Rock, PA 17327-9199 (717) 235-7512 <a href="http://www.stewartconnector.com">http://www.stewartconnector.com</a>						
DO NOT SCALE DRAWING DRAWING IS SUBJECT TO CHANGE WITHOUT NOTICE							
DIMENSIONS: INCHES [METRIC]	TITLE: TEN CONTACT, TEN POSITION MODULAR JACK WITH ACTI-SNAP RETENTION POST						
UNLESS OTHERWISE SPECIFIED TOLERANCES ARE ±.005 [0.13] ANGLES ARE ± 1°	THIS DRAWING AND THE SUBJECT MATTER SHOWN THEREON ARE CONFIDENTIAL AND THE PROPRIETARY PROPERTY OF STEWART CONNECTOR AND SHALL NOT BE REPRODUCED, COPIED, OR USED IN ANY MANNER WITHOUT PRIOR WRITTEN CONSENT OF STEWART CONNECTOR. ONE OR MORE U.S. PATENTS MAY APPLY TO THIS PRODUCT. FOR DETAILS, PLEASE VISIT: <a href="http://BELFUSE.COM/STEWART/STEWART_PATENTS/">HTTP://BELFUSE.COM/STEWART/STEWART_PATENTS/</a>						
SHEET NO. 1 OF 1	<table border="1"> <tr> <td>DRN BY: RVO</td> <td>DATE 3-16-05</td> </tr> <tr> <td>APPD BY: RGC</td> <td>DATE 3-18-05</td> </tr> <tr> <td>DWG NO. CT640242F</td> <td>REV. B5</td> </tr> </table>	DRN BY: RVO	DATE 3-16-05	APPD BY: RGC	DATE 3-18-05	DWG NO. CT640242F	REV. B5
DRN BY: RVO	DATE 3-16-05						
APPD BY: RGC	DATE 3-18-05						
DWG NO. CT640242F	REV. B5						

